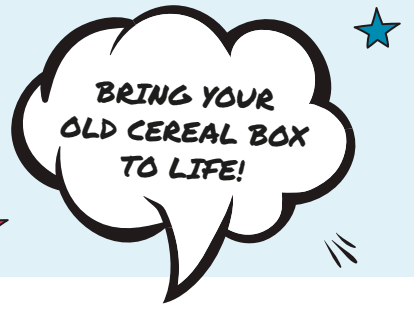




PRO CARTON
PACKAGING FOR
A BETTER WORLD



THINGS YOU WILL NEED...




EMPTY CEREAL BOX



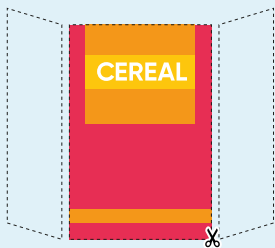
PRINTER




SAFETY SCISSORS



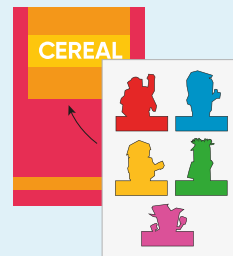
GLUE STICK




Using safety scissors, cut out the front panel of your cereal box.





Print out the Carton Campaigners template on a piece of white A4 paper.



Glue the Carton Campaigners template onto the printed side of the cereal box.



Let the glue dry and then cut out all of the 5 character shapes.



THE CARTON CAMPAIGNERS™
HELPING TO SAVE THE PLANET

